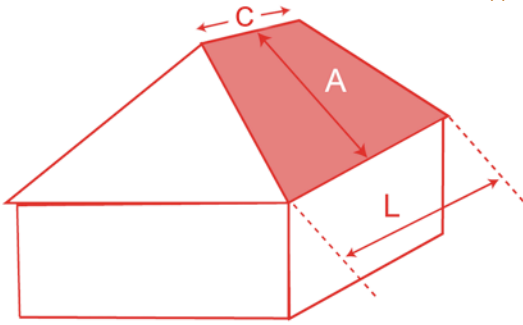
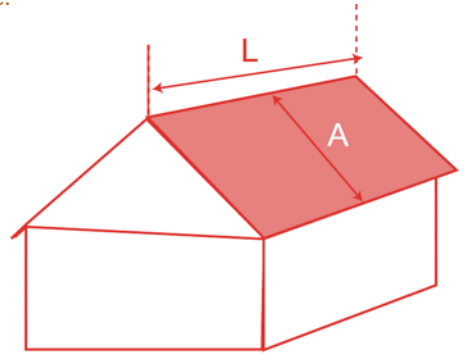


Calculating Guide for Roofing Sq. Footage

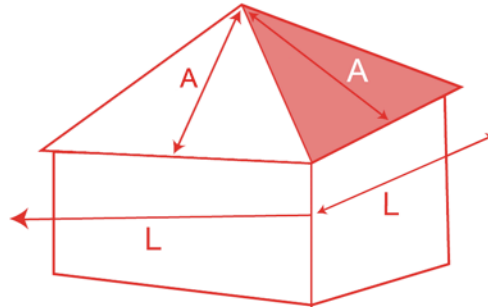
Substitute the formulas given under each type of roof to obtain actual square foot area for the following roofs. Formula refers to shaded area in diagram. Add 10% approximate extra for waste.



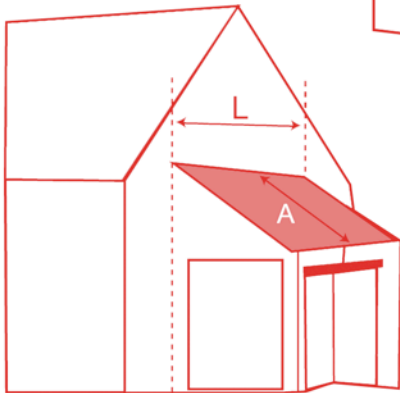
Hip Roof
Rectangle Bldg.
 $(C+L) \times A \div 2$



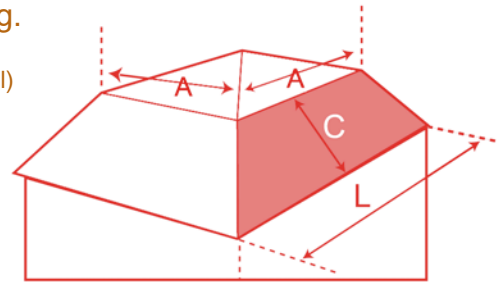
Gable Roof
Area = $2 \times A \times L$



Hip Roof
Square Bldg.
 $A \times L \div 2$
(all sides equal)



Lean-to Roof
 $A \times L$



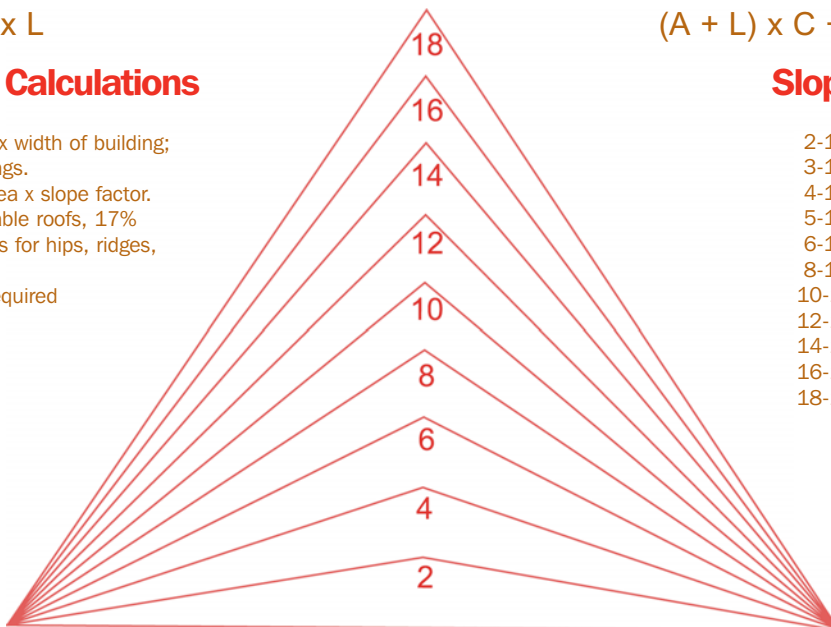
Mansard Roof
 $(A + L) \times C \div 2$

Roof Area Calculations

1. Multiply length x width of building; include overhangs.
2. Multiply this area x slope factor.
3. Add 10% on gable roofs, 17% on cottage roofs for hips, ridges, and waste.
4. Add shingles required for starter.

Slope Factors

2-12	1.01
3-12	1.03
4-12	1.05
5-15	1.08
6-12	1.12
8-12	1.20
10-12	1.30
12-12	1.41
14-12	1.54
16-12	1.67
18-12	1.80



Publisher is not liable for errors or omissions in this book. Always check your local building codes.